

AMGEN INC. FUTURE (AMGF) - EUX/C1

2024/05/06 18:29:17

Price
296.8419 USD

Difference  **-5.32% (-16.67)**

General attributes

Symbol	AMGFC1
Exchange	Eurex
Currency	USD
Security type	Future
Underlying	AMGEN INC.
Maturity	06-2024
Contract size	100

Market data

Bid (Bid size)	- USD (-)
Ask (Ask size)	- USD (-)
Open	296.8419 USD
High	296.8419 USD
Low	296.8419 USD
Close (prev. day)	313.5166 USD
Underlying	AMGEN INC.
Underlying price (date)	304.72 (24/06/10)
Settlement price (date)	302.86 (24/06/10)
Open Interest	1,018

Performance and Risk

	6m	1y	3y
Perf (%)	+9.11%	+27.57%	-
Perf (abs.)	+24.79	+64.16	-
Beta	-	-	-
Volatility	28.54	26.00	-

Futures and Options

Related Futures	-
Related Options	-












5y

Information about previous performance does not guarantee future performance.
 Source: FactSet

Price data

Ø price 5 days Ø volume 5 days (pcs.)	285.7028 USD (0)
Ø price 30 days Ø volume 30 days (pcs.)	274.6633 USD (0)
Ø price 100 days Ø volume 100 days (pcs.)	286.0828 USD (10)
Ø price 250 days Ø volume 250 days (pcs.)	264.4729 USD (12)
YTD High date	320.2877 USD (2024/02/02)
YTD Low date	263.8986 USD (2024/04/17)
52 Weeks High date	320.2877 USD (2024/02/02)
52 Weeks Low date	215.6006 USD (2023/06/01)

Recent Research

on underlying	on sector	on market	
Date		Headline	Download
2024/05/29		Global Equity Ratings	
2024/05/29		Aktienempfehlungen Global	
2024/04/26		Global Equity Ratings	
2024/04/26		Aktienempfehlungen Global	
2024/04/03		Global Equity Ratings	