

ALLIANZ SE FUTURE (ALVG) - EUX/C11

2024/07/16 18:49:50

Price
260.6594 EUR

Difference  **-0.80% (-2.09)**

General attributes

Symbol	ALVGC11
Exchange	Eurex
Currency	EUR
Security type	Future
Underlying	ALLIANZ SE
Maturity	05-2025
Contract size	100

Market data

Bid (Bid size)	- EUR (-)
Ask (Ask size)	- EUR (-)
Open	260.6594 EUR
High	260.6594 EUR
Low	260.6594 EUR
Close (prev. day)	262.7512 EUR
Underlying	ALLIANZ SE
Underlying price (date)	263.20 (24/07/16)
Settlement price (date)	260.66 (24/07/16)
Open Interest	0

Performance and Risk

	6m	1y	3y
Perf (%)	+9.81%	+26.52%	-
Perf (abs.)	+23.47	+55.08	-
Beta	-	-	-
Volatility	16.98	16.10	-

Futures and Options

Related Futures	-
Related Options	-

5y












Information about previous performance does not guarantee future performance.
Source: FactSet

Price data

Ø price 5 days Ø volume 5 days (pcs.)	- EUR (-)
Ø price 30 days Ø volume 30 days (pcs.)	265.6101 EUR (0)
Ø price 100 days Ø volume 100 days (pcs.)	261.8073 EUR (0)
Ø price 250 days Ø volume 250 days (pcs.)	238.1308 EUR (0)
YTD High date	275.7085 EUR (2024/03/28)
YTD Low date	237.2579 EUR (2024/01/11)
52 Weeks High date	275.7085 EUR (2024/03/28)
52 Weeks Low date	207.4780 EUR (2023/07/17)

Recent Research

on underlying	on sector	on market	
Date		Headline	Download
2024/07/15		Aktienempfehlungen Global	
2024/07/12		Global Equity Ratings	
2024/06/21		Global Equity Ratings	
2024/06/21		Aktienempfehlungen Global	
2024/06/14		Global Equity Ratings	