

ALLIANZ SE FUTURE (ALVG) - EUX/C1

2024/09/13 18:34:54

Price
286.8157 EUR

Difference  0.66% (1.87)

General attributes

Symbol	ALVGC1
Exchange	Eurex
Currency	EUR
Security type	Future
Underlying	ALLIANZ SE
Maturity	09-2024
Contract size	100

Market data

Bid (Bid size)	- EUR (-)
Ask (Ask size)	- EUR (-)
Open	286.8157 EUR
High	286.8157 EUR
Low	286.8157 EUR
Close (prev. day)	284.9447 EUR
Underlying	ALLIANZ SE
Underlying price (date)	286.60 (24/09/13)
Settlement price (date)	286.82 (24/09/13)
Open Interest	26,610

Performance and Risk

	6m	1y	3y
Perf (%)	+8.03%	+26.13%	-
Perf (abs.)	+21.31	+59.42	-
Beta	-	-	-
Volatility	17.24	15.66	-

Futures and Options

Related Futures	-
Related Options	-












Information about previous performance does not guarantee future performance.
Source: FactSet

Price data

Ø price 5 days Ø volume 5 days (pcs.)	284.5144 EUR (348)
Ø price 30 days Ø volume 30 days (pcs.)	271.6093 EUR (886)
Ø price 100 days Ø volume 100 days (pcs.)	265.8285 EUR (689)
Ø price 250 days Ø volume 250 days (pcs.)	249.5396 EUR (698)
YTD High date	286.8157 EUR (2024/09/13)
YTD Low date	239.8576 EUR (2024/01/11)
52 Weeks High date	286.8157 EUR (2024/09/13)
52 Weeks Low date	217.4000 EUR (2023/10/20)

Recent Research

on underlying	on sector	on market	
Date		Headline	Download
2024/09/11		Global Equity Ratings	
2024/09/11		Aktienempfehlungen Global	
2024/09/05		Global Equity Ratings	
2024/09/05		Aktienempfehlungen Global	
2024/08/12		Global Equity Ratings	