

ALSTOM S.A. FUTURE (AOMJ) - EUX/C10

2024/04/29 18:32:36

Price
15.7276 EURDifference  1.34% (0.21)

General attributes

Symbol	AOMJC10
Exchange	Eurex
Currency	EUR
Security type	Future
Underlying	ALSTOM SA
Maturity	02-2025
Contract size	100

Market data

Bid (Bid size)	- EUR (-)
Ask (Ask size)	- EUR (-)
Open	15.7276 EUR
High	15.7276 EUR
Low	15.7276 EUR
Close (prev. day)	15.5189 EUR
Underlying	ALSTOM SA
Underlying price (date)	15.255 (24/04/29)
Settlement price (date)	15.73 (24/04/29)
Open Interest	0

Performance and Risk

	6m	1y	3y
Perf (%)	+28.01%	-31.83%	-
Perf (abs.)	+3.44	-7.34	-
Beta	-	-	-
Volatility	48.66	61.76	-

Futures and Options

Related Futures	-
Related Options	-












Information about previous performance does not guarantee future performance.
Source: FactSet

Price data

Ø price 5 days Ø volume 5 days (pcs.)	15.5920 EUR (0)
Ø price 30 days Ø volume 30 days (pcs.)	14.5943 EUR (0)
Ø price 100 days Ø volume 100 days (pcs.)	12.8189 EUR (0)
Ø price 250 days Ø volume 250 days (pcs.)	18.6995 EUR (0)
YTD High date	15.9323 EUR (2024/04/22)
YTD Low date	11.2861 EUR (2024/01/19)
52 Weeks High date	29.1290 EUR (2023/07/27)
52 Weeks Low date	11.0138 EUR (2023/12/13)

Recent Research

on underlying	on sector	on market	
Date		Headline	Download
2022/05/04		Global Equity Ratings	
2022/05/04		Aktienempfehlungen Global	
2022/04/27		Global Equity Ratings	
2022/04/27		Aktienempfehlungen Global	
2022/04/14		Global Equity Ratings	