

AMGEN INC. FUTURE (AMGF) - EUX/C12

2024/09/17 18:45:41

Price
337.663 USD

Difference  -0.20% (-0.68)

General attributes

Symbol	AMGFC12
Exchange	Eurex
Currency	USD
Security type	Future
Underlying	AMGEN INC.
Maturity	08-2025
Contract size	100

Market data

Bid (Bid size)	- USD (-)
Ask (Ask size)	- USD (-)
Open	337.663 USD
High	337.663 USD
Low	337.663 USD
Close (prev. day)	338.3416 USD
Underlying	AMGEN INC.
Underlying price (date)	334.09 (24/09/18)
Settlement price (date)	337.66 (24/09/17)
Open Interest	0

Performance and Risk

	6m	1y	3y
Perf (%)	+22.28%	+26.03%	-
Perf (abs.)	+61.51	+69.74	-
Beta	-	-	-
Volatility	26.61	24.24	-

Futures and Options

Related Futures	-
Related Options	-

5y












Information about previous performance does not guarantee future performance.
Source: FactSet

Price data

Ø price 5 days Ø volume 5 days (pcs.)	334.526 USD (0)
Ø price 30 days Ø volume 30 days (pcs.)	330.991 USD (0)
Ø price 100 days Ø volume 100 days (pcs.)	330.254 USD (0)
Ø price 250 days Ø volume 250 days (pcs.)	299.074 USD (0)
YTD High date	348.052 USD (2024/07/25)
YTD Low date	267.969 USD (2024/04/17)
52 Weeks High date	348.052 USD (2024/07/25)
52 Weeks Low date	260.433 USD (2023/10/31)

Recent Research

on underlying	on sector	on market	
Date		Headline	Download
2024/09/11		Global Equity Ratings	
2024/09/11		Aktienempfehlungen Global	
2024/09/05		Global Equity Ratings	
2024/09/05		Aktienempfehlungen Global	
2024/08/12		Global Equity Ratings	