

AMGEN INC. FUTURE (AMGF) - EUX/C12

2024/08/01 18:58:23

Price
341.4852 USD

Difference  **-0.23% (-0.78)**

General attributes

Symbol	AMGFC12
Exchange	Eurex
Currency	USD
Security type	Future
Underlying	AMGEN INC.
Maturity	07-2025
Contract size	100

Market data

Bid (Bid size)	- USD (-)
Ask (Ask size)	- USD (-)
Open	341.4852 USD
High	341.4852 USD
Low	341.4852 USD
Close (prev. day)	342.2616 USD
Underlying	AMGEN INC.
Underlying price (date)	335.43 (24/08/01)
Settlement price (date)	341.49 (24/08/01)
Open Interest	0

Performance and Risk

	6m	1y	3y
Perf (%)	+6.80%	+42.92%	-
Perf (abs.)	+21.80	+102.78	-
Beta	-	-	-
Volatility	28.25	25.10	-

Futures and Options

Related Futures	-
Related Options	-

5y












Information about previous performance does not guarantee future performance.
 Source: FactSet

Price data

Ø price 5 days Ø volume 5 days (pcs.)	342.6105 USD (0)
Ø price 30 days Ø volume 30 days (pcs.)	333.9055 USD (0)
Ø price 100 days Ø volume 100 days (pcs.)	299.2007 USD (0)
Ø price 250 days Ø volume 250 days (pcs.)	288.6461 USD (0)
YTD High date	348.0524 USD (2024/07/25)
YTD Low date	267.9685 USD (2024/04/17)
52 Weeks High date	348.0524 USD (2024/07/25)
52 Weeks Low date	234.1656 USD (2023/08/03)

Recent Research

on underlying	on sector	on market	
Date		Headline	Download
2024/07/24		Global Equity Ratings	
2024/07/24		Aktienempfehlungen Global	
2024/07/15		Aktienempfehlungen Global	
2024/07/12		Global Equity Ratings	
2024/06/21		Global Equity Ratings	