

ALSTOM S.A. FUTURE (AOMJ) - EUX/C15

2024/09/02 18:39:41

Price
18.9032 EURDifference  0.46% (0.09)

General attributes

Symbol	AOMJC15
Exchange	Eurex
Currency	EUR
Security type	Future
Underlying	ALSTOM SA
Maturity	12-2026
Contract size	106

Market data

Bid (Bid size)	- EUR (-)
Ask (Ask size)	- EUR (-)
Open	18.9032 EUR
High	18.9032 EUR
Low	18.9032 EUR
Close (prev. day)	18.8173 EUR
Underlying	ALSTOM SA
Underlying price (date)	18.25 (24/09/03)
Settlement price (date)	18.90 (24/09/02)
Open Interest	0

Performance and Risk

	6m	1y	3y
Perf (%)	+45.63%	-29.42%	-
Perf (abs.)	+5.92	-7.88	-
Beta	-	-	-
Volatility	33.89	68.13	-

Futures and Options

Related Futures	-
Related Options	-












Information about previous performance does not guarantee future performance.
Source: FactSet

Price data

Ø price 5 days Ø volume 5 days (pcs.)	18.9697 EUR (0)
Ø price 30 days Ø volume 30 days (pcs.)	18.2498 EUR (0)
Ø price 100 days Ø volume 100 days (pcs.)	17.5171 EUR (0)
Ø price 250 days Ø volume 250 days (pcs.)	15.3251 EUR (0)
YTD High date	19.0689 EUR (2024/08/27)
YTD Low date	11.6572 EUR (2024/01/03)
52 Weeks High date	26.6378 EUR (2023/09/04)
52 Weeks Low date	11.4733 EUR (2023/12/13)

Recent Research

on underlying on sector on market			
Date		Headline	Download
2022/05/04		Global Equity Ratings	
2022/05/04		Aktienempfehlungen Global	
2022/04/27		Global Equity Ratings	
2022/04/27		Aktienempfehlungen Global	
2022/04/14		Global Equity Ratings	