

ALSTOM S.A. FUTURE (AOMJ) - EUX/C15

2024/07/26 18:34:51

Price
18.5174 EURDifference  2.17% (0.39)

General attributes

Symbol	AOMJC15
Exchange	Eurex
Currency	EUR
Security type	Future
Underlying	ALSTOM SA
Maturity	12-2026
Contract size	106

Market data

Bid (Bid size)	- EUR (-)
Ask (Ask size)	- EUR (-)
Open	18.5174 EUR
High	18.5174 EUR
Low	18.5174 EUR
Close (prev. day)	18.1237 EUR
Underlying	ALSTOM SA
Underlying price (date)	18.00 (24/07/26)
Settlement price (date)	18.52 (24/07/26)
Open Interest	0

Performance and Risk

	6m	1y	3y
Perf (%)	+48.20%	-36.10%	-
Perf (abs.)	+6.02	-10.46	-
Beta	-	-	-
Volatility	36.76	67.74	-

Futures and Options

Related Futures	-
Related Options	-












Information about previous performance does not guarantee future performance.
Source: FactSet

Price data

Ø price 5 days Ø volume 5 days (pcs.)	18.5341 EUR (0)
Ø price 30 days Ø volume 30 days (pcs.)	17.5870 EUR (0)
Ø price 100 days Ø volume 100 days (pcs.)	15.8110 EUR (0)
Ø price 250 days Ø volume 250 days (pcs.)	16.4395 EUR (0)
YTD High date	18.8096 EUR (2024/07/23)
YTD Low date	11.6572 EUR (2024/01/03)
52 Weeks High date	30.3146 EUR (2023/07/27)
52 Weeks Low date	11.4733 EUR (2023/12/13)

Recent Research

on underlying	on sector	on market	
Date		Headline	Download
2022/05/04		Global Equity Ratings	
2022/05/04		Aktienempfehlungen Global	
2022/04/27		Global Equity Ratings	
2022/04/27		Aktienempfehlungen Global	
2022/04/14		Global Equity Ratings	