

AMAZON.COM INC. FUTURE (AMZF) - EUX/C5

2023/12/15 19:10:39

Price
157.1657 USD
 Difference  0.73% (1.14)

General attributes

Symbol	AMZFC5
Exchange	Eurex
Currency	USD
Security type	Future
Underlying	AMAZON.COM INC.
Maturity	12-2024
Contract size	2,000

Market data

Bid (Bid size)	- USD (-)
Ask (Ask size)	- USD (-)
Open	157.1657 USD
High	157.1657 USD
Low	157.1657 USD
Close (prev. day)	156.03 USD
Underlying	AMAZON.COM INC.
Underlying price (date)	175.00 (24/04/30)
Settlement price (date)	185.32 (24/04/30)
Open Interest	165

Performance and Risk

	6m	1y	3y
Perf (%)	+15.14%	-	-
Perf (abs.)	+20.67	-	-
Beta	-	-	-
Volatility	40.65	-	-

Futures and Options

Related Futures	-
Related Options	-

5y












Information about previous performance does not guarantee future performance.
 Source: FactSet

Price data

Ø price 5 days Ø volume 5 days (pcs.)	156.5979 USD (0)
Ø price 30 days Ø volume 30 days (pcs.)	154.0246 USD (6)
Ø price 100 days Ø volume 100 days (pcs.)	146.3203 USD (2)
Ø price 250 days Ø volume 250 days (pcs.)	- USD (-)
YTD High date	- USD (-)
YTD Low date	- USD (-)
52 Weeks High date	- USD (-)
52 Weeks Low date	- USD (-)

Recent Research

on underlying on sector on market			
Date		Headline	Download
2024/04/26		Global Equity Ratings	
2024/04/26		Aktienempfehlungen Global	
2024/04/03		Global Equity Ratings	
2024/04/03		Aktienempfehlungen Global	
2024/03/13		Global Equity Ratings	