

ALLIANZ SE FUTURE (ALVG) - EUX/C13

2024/06/21 19:16:55

Price
258.5625 EUR

Difference  -0.17% (-0.44)

General attributes

Symbol	ALVGC13
Exchange	Eurex
Currency	EUR
Security type	Future
Underlying	ALLIANZ SE
Maturity	12-2025
Contract size	100

Market data

Bid (Bid size)	- EUR (-)
Ask (Ask size)	- EUR (-)
Open	258.5625 EUR
High	258.5625 EUR
Low	258.5625 EUR
Close (prev. day)	259.0032 EUR
Underlying	ALLIANZ SE
Underlying price (date)	259.60 (24/06/21)
Settlement price (date)	262.75 (24/06/21)
Open Interest	0

Performance and Risk

	6m	1y	3y
Perf (%)	+7.36%	+24.31%	-
Perf (abs.)	+17.72	+50.57	-
Beta	-	-	-
Volatility	18.04	17.46	-

Futures and Options

Related Futures	-
Related Options	-












Information about previous performance does not guarantee future performance.
Source: FactSet

Price data

Ø price 5 days Ø volume 5 days (pcs.)	257.0282 EUR (0)
Ø price 30 days Ø volume 30 days (pcs.)	- EUR (-)
Ø price 100 days Ø volume 100 days (pcs.)	256.5661 EUR (0)
Ø price 250 days Ø volume 250 days (pcs.)	236.1309 EUR (0)
YTD High date	276.9001 EUR (2024/03/28)
YTD Low date	238.3481 EUR (2024/01/11)
52 Weeks High date	276.9001 EUR (2024/03/28)
52 Weeks Low date	201.8944 EUR (2023/07/06)

Recent Research

on underlying	on sector	on market	
Date		Headline	Download
2024/06/21		Global Equity Ratings	
2024/06/21		Aktienempfehlungen Global	
2024/06/14		Global Equity Ratings	
2024/06/14		Aktienempfehlungen Global	
2024/05/29		Global Equity Ratings	