


# AMAZON.COM INC. FUTURE (AMZF) - EUX/C1

2023/12/29 18:37:33

**Price**  
**158.8322** USD

**Difference**  **-2.01% (-3.25)**

**General attributes**

Symbol	AMZFC1
Exchange	Eurex
Currency	USD
Security type	Future
Underlying	AMAZON.COM INC.
Maturity	12-2024
Contract size	2,000

**Market data**

Bid (Bid size)	- USD (-)
Ask (Ask size)	- USD (-)
Open	158.8322 USD
High	158.8322 USD
Low	158.8322 USD
Close (prev. day)	162.0833 USD
Underlying	AMAZON.COM INC.
Underlying price (date)	183.75 (24/07/18)
Settlement price (date)	186.96 (24/07/18)
Open Interest	165

**Performance and Risk**

	6m	1y	3y
Perf (%)	+20.94%	-	-
Perf (abs.)	+27.50	-	-
Beta	-	-	-
Volatility	35.06	-	-

**Futures and Options**

Related Futures	-
Related Options	-












Information about previous performance does not guarantee future performance.  
 Source: FactSet

**Price data**

Ø price 5 days   Ø volume 5 days (pcs.)	- USD (-)
Ø price 30 days   Ø volume 30 days (pcs.)	147.6105 USD (6)
Ø price 100 days   Ø volume 100 days (pcs.)	138.7585 USD (2)
Ø price 250 days   Ø volume 250 days (pcs.)	- USD (-)
YTD High   date	- USD (-)
YTD Low   date	- USD (-)
52 Weeks High   date	- USD (-)
52 Weeks Low   date	- USD (-)

**Recent Research**

on underlying   on sector   on market			
Date		Headline	Download
2024/07/15		Aktienempfehlungen Global	
2024/07/12		Global Equity Ratings	
2024/06/21		Global Equity Ratings	
2024/06/21		Aktienempfehlungen Global	
2024/06/14		Global Equity Ratings	