

AMAZON.COM INC. FUTURE (AMZF) - EUX/C1

2023/12/29 18:37:33

Price
158.8322 USD

Difference  **-2.01% (-3.25)**

General attributes

Symbol	AMZFC1
Exchange	Eurex
Currency	USD
Security type	Future
Underlying	AMAZON.COM INC.
Maturity	12-2024
Contract size	2,000

Market data

Bid (Bid size)	- USD (-)
Ask (Ask size)	- USD (-)
Open	158.8322 USD
High	158.8322 USD
Low	158.8322 USD
Close (prev. day)	162.0833 USD
Underlying	AMAZON.COM INC.
Underlying price (date)	193.25 (24/06/28)
Settlement price (date)	200.77 (24/06/28)
Open Interest	165

Performance and Risk

	6m	1y	3y
Perf (%)	+20.94%	-	-
Perf (abs.)	+27.50	-	-
Beta	-	-	-
Volatility	35.06	-	-

Futures and Options

Related Futures	-
Related Options	-

5y












Information about previous performance does not guarantee future performance.
 Source: FactSet

Price data

Ø price 5 days Ø volume 5 days (pcs.)	- USD (-)
Ø price 30 days Ø volume 30 days (pcs.)	147.6105 USD (6)
Ø price 100 days Ø volume 100 days (pcs.)	138.7585 USD (2)
Ø price 250 days Ø volume 250 days (pcs.)	- USD (-)
YTD High date	- USD (-)
YTD Low date	- USD (-)
52 Weeks High date	- USD (-)
52 Weeks Low date	- USD (-)

Recent Research

on underlying				on sector				on market			
Date		Headline		Download		Download		Download		Download	
2024/06/21		Global Equity Ratings									
2024/06/21		Aktienempfehlungen Global									
2024/06/14		Global Equity Ratings									
2024/06/14		Aktienempfehlungen Global									
2024/05/29		Global Equity Ratings		