

# AMADEUS IT GROUP S.A. FUTURE (AI3F) - EUX/C13

2024/07/16 18:49:49

**Price**  
**64.4568** EUR

**Difference**  **-0.14% (-0.09)**

### General attributes

Symbol	AI3FC13
Exchange	Eurex
Currency	EUR
Security type	Future
Underlying	AMADEUS IT GROUP SA
Maturity	07-2025
Contract size	100

### Market data

Bid (Bid size)	- EUR (-)
Ask (Ask size)	- EUR (-)
Open	64.4568 EUR
High	64.4568 EUR
Low	64.4568 EUR
Close (prev. day)	64.546 EUR
Underlying	AMADEUS IT GROUP SA
Underlying price (date)	63.00 (24/07/16)
Settlement price (date)	64.46 (24/07/16)
Open Interest	0

### Performance and Risk

	6m	1y	3y
Perf (%)	-1.07%	-4.96%	-
Perf (abs.)	-0.70	-3.37	-
Beta	-	-	-
Volatility	26.34	22.72	-

### Futures and Options

Related Futures	-
Related Options	-












Information about previous performance does not guarantee future performance.  
Source: FactSet

### Price data

Ø price 5 days   Ø volume 5 days (pcs.)	- EUR (-)
Ø price 30 days   Ø volume 30 days (pcs.)	65.0381 EUR (0)
Ø price 100 days   Ø volume 100 days (pcs.)	60.3648 EUR (0)
Ø price 250 days   Ø volume 250 days (pcs.)	62.8604 EUR (0)
YTD High   date	68.0024 EUR (2024/01/26)
YTD Low   date	55.8632 EUR (2024/02/29)
52 Weeks High   date	71.0180 EUR (2023/07/27)
52 Weeks Low   date	54.3994 EUR (2023/10/26)

### Recent Research

on underlying	on sector	on market	
Date		Headline	Download
2023/10/27		Global Equity Ratings	
2023/10/27		Aktienempfehlungen Global	
2023/09/29		Global Equity Ratings	
2023/09/29		Aktienempfehlungen Global	
2023/09/08		Global Equity Ratings	