

# AMADEUS IT GROUP S.A. FUTURE (AI3F) - EUX/C13

2024/05/06 18:29:16

Price  
**60.853** EUR

Difference  -0.56% (-0.34)

### General attributes

Symbol	AI3FC13
Exchange	Eurex
Currency	EUR
Security type	Future
Underlying	AMADEUS IT GROUP SA
Maturity	06-2025
Contract size	100

### Market data

Bid (Bid size)	- EUR (-)
Ask (Ask size)	- EUR (-)
Open	60.853 EUR
High	60.853 EUR
Low	60.853 EUR
Close (prev. day)	61.194 EUR
Underlying	AMADEUS IT GROUP SA
Underlying price (date)	65.86 (24/06/11)
Settlement price (date)	67.90 (24/06/11)
Open Interest	0

### Performance and Risk

	6m	1y	3y
Perf (%)	+12.50%	-6.42%	-
Perf (abs.)	+6.83	-4.21	-
Beta	-	-	-
Volatility	22.86	21.18	-

### Futures and Options

Related Futures	-
Related Options	-












Information about previous performance does not guarantee future performance.  
Source: FactSet

### Price data

Ø price 5 days   Ø volume 5 days (pcs.)	61.197 EUR (0)
Ø price 30 days   Ø volume 30 days (pcs.)	59.649 EUR (0)
Ø price 100 days   Ø volume 100 days (pcs.)	62.988 EUR (0)
Ø price 250 days   Ø volume 250 days (pcs.)	64.201 EUR (0)
YTD High   date	68.002 EUR (2024/01/26)
YTD Low   date	55.863 EUR (2024/02/29)
52 Weeks High   date	72.051 EUR (2023/06/16)
52 Weeks Low   date	54.399 EUR (2023/10/26)

### Recent Research

on underlying	on sector	on market	
Date		Headline	Download
2023/10/27		Global Equity Ratings	
2023/10/27		Aktienempfehlungen Global	
2023/09/29		Global Equity Ratings	
2023/09/29		Aktienempfehlungen Global	
2023/09/08		Global Equity Ratings	