

AMADEUS IT GROUP S.A. FUTURE (AI3F) - EUX/C13

2024/05/06 18:29:16

Price
60.853 EUR

Difference  **-0.56% (-0.34)**

General attributes

Symbol	AI3FC13
Exchange	Eurex
Currency	EUR
Security type	Future
Underlying	AMADEUS IT GROUP SA
Maturity	12-2025
Contract size	100

Market data

Bid (Bid size)	- EUR (-)
Ask (Ask size)	- EUR (-)
Open	60.853 EUR
High	60.853 EUR
Low	60.853 EUR
Close (prev. day)	61.194 EUR
Underlying	AMADEUS IT GROUP SA
Underlying price (date)	65.66 (24/05/16)
Settlement price (date)	67.61 (24/05/16)
Open Interest	0

Performance and Risk

	6m	1y	3y
Perf (%)	+12.50%	-6.42%	-
Perf (abs.)	+6.83	-4.21	-
Beta	-	-	-
Volatility	22.86	21.18	-

Futures and Options

Related Futures	-
Related Options	-












Information about previous performance does not guarantee future performance.
Source: FactSet

Price data

Ø price 5 days Ø volume 5 days (pcs.)	61.197 EUR (0)
Ø price 30 days Ø volume 30 days (pcs.)	59.649 EUR (0)
Ø price 100 days Ø volume 100 days (pcs.)	62.988 EUR (0)
Ø price 250 days Ø volume 250 days (pcs.)	64.201 EUR (0)
YTD High date	68.002 EUR (2024/01/26)
YTD Low date	55.863 EUR (2024/02/29)
52 Weeks High date	72.051 EUR (2023/06/16)
52 Weeks Low date	54.399 EUR (2023/10/26)

Recent Research

on underlying	on sector	on market	
Date		Headline	Download
2023/10/27		Global Equity Ratings	
2023/10/27		Aktienempfehlungen Global	
2023/09/29		Global Equity Ratings	
2023/09/29		Aktienempfehlungen Global	
2023/09/08		Global Equity Ratings	