

ALSTOM S.A. FUTURE (AOMJ) - EUX/C11

2024/05/03 18:32:39

Price
16.0677 EURDifference  0.04% (0.01)

General attributes

Symbol	AOMJC11
Exchange	Eurex
Currency	EUR
Security type	Future
Underlying	ALSTOM SA
Maturity	03-2025
Contract size	100

Market data

Bid (Bid size)	- EUR (-)
Ask (Ask size)	- EUR (-)
Open	16.0677 EUR
High	16.0677 EUR
Low	16.0677 EUR
Close (prev. day)	16.0617 EUR
Underlying	ALSTOM SA
Underlying price (date)	15.555 (24/05/03)
Settlement price (date)	16.07 (24/05/03)
Open Interest	0

Performance and Risk

	6m	1y	3y
Perf (%)	+13.12%	-30.42%	-
Perf (abs.)	+1.86	-7.03	-
Beta	-	-	-
Volatility	48.59	62.21	-

Futures and Options

Related Futures	-
Related Options	-












Information about previous performance does not guarantee future performance.
Source: FactSet

Price data

Ø price 5 days Ø volume 5 days (pcs.)	15.8169 EUR (0)
Ø price 30 days Ø volume 30 days (pcs.)	14.9567 EUR (0)
Ø price 100 days Ø volume 100 days (pcs.)	12.9801 EUR (0)
Ø price 250 days Ø volume 250 days (pcs.)	18.6117 EUR (0)
YTD High date	16.0677 EUR (2024/05/03)
YTD Low date	11.3131 EUR (2024/01/19)
52 Weeks High date	29.2382 EUR (2023/07/27)
52 Weeks Low date	11.0397 EUR (2023/12/13)

Recent Research

on underlying on sector on market			
Date		Headline	Download
2022/05/04		Global Equity Ratings	
2022/05/04		Aktienempfehlungen Global	
2022/04/27		Global Equity Ratings	
2022/04/27		Aktienempfehlungen Global	
2022/04/14		Global Equity Ratings	