

ALSTOM S.A. FUTURE (AOMJ) - EUX/C11

2024/04/25 18:46:23

Price
15.4134 EUR

Difference  -0.90% (-0.14)

General attributes

Symbol	AOMJC11
Exchange	Eurex
Currency	EUR
Security type	Future
Underlying	ALSTOM SA
Maturity	03-2025
Contract size	100

Market data

Bid (Bid size)	- EUR (-)
Ask (Ask size)	- EUR (-)
Open	15.4134 EUR
High	15.4134 EUR
Low	15.4134 EUR
Close (prev. day)	15.5534 EUR
Underlying	ALSTOM SA
Underlying price (date)	15.05 (24/04/26)
Settlement price (date)	15.41 (24/04/25)
Open Interest	0

Performance and Risk

	6m	1y	3y
Perf (%)	+26.57%	-31.49%	-
Perf (abs.)	+3.24	-7.08	-
Beta	-	-	-
Volatility	48.76	62.02	-

Futures and Options

Related Futures	-
Related Options	-












5y

Information about previous performance does not guarantee future performance.
 Source: FactSet

Price data

Ø price 5 days Ø volume 5 days (pcs.)	15.6767 EUR (0)
Ø price 30 days Ø volume 30 days (pcs.)	14.4151 EUR (0)
Ø price 100 days Ø volume 100 days (pcs.)	12.7786 EUR (0)
Ø price 250 days Ø volume 250 days (pcs.)	18.8021 EUR (0)
YTD High date	15.9696 EUR (2024/04/22)
YTD Low date	11.3131 EUR (2024/01/19)
52 Weeks High date	29.2382 EUR (2023/07/27)
52 Weeks Low date	11.0397 EUR (2023/12/13)

Recent Research

on underlying	on sector	on market	
Date		Headline	Download
2022/05/04		Global Equity Ratings	
2022/05/04		Aktienempfehlungen Global	
2022/04/27		Global Equity Ratings	
2022/04/27		Aktienempfehlungen Global	
2022/04/14		Global Equity Ratings	