

AMGEN INC. FUTURE (AMGF) - EUX/C10

2024/08/16 19:01:09

Price
326.4635 USD

Difference  **-0.89% (-2.93)**

General attributes

Symbol	AMGFC10
Exchange	Eurex
Currency	USD
Security type	Future
Underlying	AMGEN INC.
Maturity	06-2025
Contract size	100

Market data

Bid (Bid size)	- USD (-)
Ask (Ask size)	- USD (-)
Open	326.4635 USD
High	326.4635 USD
Low	326.4635 USD
Close (prev. day)	329.3969 USD
Underlying	AMGEN INC.
Underlying price (date)	321.44 (24/08/16)
Settlement price (date)	327.76 (24/08/16)
Open Interest	0

Performance and Risk

	6m	1y	3y
Perf (%)	+11.78%	+19.69%	-
Perf (abs.)	+34.40	+53.71	-
Beta	-	-	-
Volatility	35.48	27.90	-

Futures and Options

Related Futures	-
Related Options	-

5y












Information about previous performance does not guarantee future performance.
 Source: FactSet

Price data

Ø price 5 days Ø volume 5 days (pcs.)	325.2909 USD (0)
Ø price 30 days Ø volume 30 days (pcs.)	333.2917 USD (0)
Ø price 100 days Ø volume 100 days (pcs.)	306.3471 USD (0)
Ø price 250 days Ø volume 250 days (pcs.)	290.5058 USD (0)
YTD High date	345.4305 USD (2024/07/25)
YTD Low date	268.0968 USD (2024/04/17)
52 Weeks High date	345.4305 USD (2024/07/25)
52 Weeks Low date	255.5578 USD (2023/09/06)

Recent Research

on underlying	on sector	on market	
Date		Headline	Download
2024/08/12		Global Equity Ratings	
2024/08/12		Aktienempfehlungen Global	
2024/07/24		Global Equity Ratings	
2024/07/24		Aktienempfehlungen Global	
2024/07/15		Aktienempfehlungen Global	