

# AMGEN INC. FUTURE (AMGF) - EUX/C10

2024/09/13 18:34:54

Price  
**337.0986** USD

Difference  1.36% (4.52)

### General attributes

Symbol	AMGFC10
Exchange	Eurex
Currency	USD
Security type	Future
Underlying	AMGEN INC.
Maturity	06-2025
Contract size	100

### Market data

Bid (Bid size)	- USD (-)
Ask (Ask size)	- USD (-)
Open	337.0986 USD
High	337.0986 USD
Low	337.0986 USD
Close (prev. day)	332.5737 USD
Underlying	AMGEN INC.
Underlying price (date)	332.45 (24/09/13)
Settlement price (date)	337.10 (24/09/13)
Open Interest	0

### Performance and Risk

	6m	1y	3y
Perf (%)	+19.59%	+28.05%	-
Perf (abs.)	+55.21	+73.85	-
Beta	-	-	-
Volatility	34.52	27.89	-

### Futures and Options

Related Futures	-
Related Options	-

5y












Information about previous performance does not guarantee future performance.  
Source: FactSet

### Price data

Ø price 5 days   Ø volume 5 days (pcs.)	331.6578 USD (0)
Ø price 30 days   Ø volume 30 days (pcs.)	330.3015 USD (0)
Ø price 100 days   Ø volume 100 days (pcs.)	326.4620 USD (0)
Ø price 250 days   Ø volume 250 days (pcs.)	297.0514 USD (0)
YTD High   date	345.4305 USD (2024/07/25)
YTD Low   date	268.0968 USD (2024/04/17)
52 Weeks High   date	345.4305 USD (2024/07/25)
52 Weeks Low   date	258.0045 USD (2023/10/31)

### Recent Research

on underlying	on sector	on market	
Date		Headline	Download
2024/09/11		Global Equity Ratings	
2024/09/11		Aktienempfehlungen Global	
2024/09/05		Global Equity Ratings	
2024/09/05		Aktienempfehlungen Global	
2024/08/12		Global Equity Ratings	