

AMGEN INC. FUTURE (AMGF) - EUX/C10

2024/05/06 18:29:17

Price
302.4558 USD

Difference  -5.43% (-17.37)

General attributes

Symbol	AMGFC10
Exchange	Eurex
Currency	USD
Security type	Future
Underlying	AMGEN INC.
Maturity	02-2025
Contract size	100

Market data

Bid (Bid size)	- USD (-)
Ask (Ask size)	- USD (-)
Open	302.4558 USD
High	302.4558 USD
Low	302.4558 USD
Close (prev. day)	319.822 USD
Underlying	AMGEN INC.
Underlying price (date)	319.04 (24/05/15)
Settlement price (date)	321.83 (24/05/15)
Open Interest	0

Performance and Risk

	6m	1y	3y
Perf (%)	+8.82%	+28.19%	-
Perf (abs.)	+24.53	+66.51	-
Beta	-	-	-
Volatility	29.36	26.60	-

Futures and Options

Related Futures	-
Related Options	-

5y












Information about previous performance does not guarantee future performance.
Source: FactSet

Price data

Ø price 5 days Ø volume 5 days (pcs.)	290.8963 USD (0)
Ø price 30 days Ø volume 30 days (pcs.)	279.2703 USD (0)
Ø price 100 days Ø volume 100 days (pcs.)	291.8297 USD (0)
Ø price 250 days Ø volume 250 days (pcs.)	269.7157 USD (0)
YTD High date	329.1945 USD (2024/02/02)
YTD Low date	268.0968 USD (2024/04/17)
52 Weeks High date	329.1945 USD (2024/02/02)
52 Weeks Low date	218.6886 USD (2023/06/01)

Recent Research

on underlying	on sector	on market	
Date		Headline	Download
2024/04/26		Global Equity Ratings	
2024/04/26		Aktienempfehlungen Global	
2024/04/03		Global Equity Ratings	
2024/04/03		Aktienempfehlungen Global	
2024/03/13		Global Equity Ratings	