

AMADEUS IT GROUP S.A. FUTURE (AI3F) - EUX/C11

2024/07/16 18:49:49

Price
64.6979 EUR

Difference  -0.14% (-0.09)

General attributes

Symbol	AI3FC11
Exchange	Eurex
Currency	EUR
Security type	Future
Underlying	AMADEUS IT GROUP SA
Maturity	05-2025
Contract size	100

Market data

Bid (Bid size)	- EUR (-)
Ask (Ask size)	- EUR (-)
Open	64.6979 EUR
High	64.6979 EUR
Low	64.6979 EUR
Close (prev. day)	64.7869 EUR
Underlying	AMADEUS IT GROUP SA
Underlying price (date)	63.00 (24/07/16)
Settlement price (date)	64.70 (24/07/16)
Open Interest	0

Performance and Risk

	6m	1y	3y
Perf (%)	-0.27%	-4.85%	-
Perf (abs.)	-0.18	-3.30	-
Beta	-	-	-
Volatility	26.53	22.71	-

Futures and Options

Related Futures	-
Related Options	-

5y












Information about previous performance does not guarantee future performance.
Source: FactSet

Price data

Ø price 5 days Ø volume 5 days (pcs.)	- EUR (-)
Ø price 30 days Ø volume 30 days (pcs.)	64.8231 EUR (0)
Ø price 100 days Ø volume 100 days (pcs.)	60.1520 EUR (0)
Ø price 250 days Ø volume 250 days (pcs.)	62.5430 EUR (0)
YTD High date	67.7039 EUR (2024/01/26)
YTD Low date	55.5779 EUR (2024/02/29)
52 Weeks High date	71.2510 EUR (2023/07/27)
52 Weeks Low date	54.1044 EUR (2023/10/26)

Recent Research

on underlying	on sector	on market	
Date		Headline	Download
2023/10/27		Global Equity Ratings	
2023/10/27		Aktienempfehlungen Global	
2023/09/29		Global Equity Ratings	
2023/09/29		Aktienempfehlungen Global	
2023/09/08		Global Equity Ratings	