

# AMADEUS IT GROUP S.A. FUTURE (AI3F) - EUX/C11

2024/05/06 18:29:16

**Price**  
**60.5713** EUR

**Difference**  **-0.55% (-0.34)**

### General attributes

Symbol	AI3FC11
Exchange	Eurex
Currency	EUR
Security type	Future
Underlying	AMADEUS IT GROUP SA
Maturity	03-2025
Contract size	100

### Market data

Bid (Bid size)	- EUR (-)
Ask (Ask size)	- EUR (-)
Open	60.5713 EUR
High	60.5713 EUR
Low	60.5713 EUR
Close (prev. day)	60.908 EUR
Underlying	AMADEUS IT GROUP SA
Underlying price (date)	64.66 (24/05/15)
Settlement price (date)	66.10 (24/05/15)
Open Interest	0

### Performance and Risk

	6m	1y	3y
Perf (%)	+4.46%	-5.63%	-
Perf (abs.)	+2.59	-3.61	-
Beta	-	-	-
Volatility	21.58	20.99	-

### Futures and Options

Related Futures	-
Related Options	-

5y












Information about previous performance does not guarantee future performance.  
Source: FactSet

### Price data

Ø price 5 days   Ø volume 5 days (pcs.)	61.1535 EUR (0)
Ø price 30 days   Ø volume 30 days (pcs.)	59.6440 EUR (0)
Ø price 100 days   Ø volume 100 days (pcs.)	62.5315 EUR (0)
Ø price 250 days   Ø volume 250 days (pcs.)	63.8589 EUR (0)
YTD High   date	67.7039 EUR (2024/01/26)
YTD Low   date	55.5779 EUR (2024/02/29)
52 Weeks High   date	71.5680 EUR (2023/06/16)
52 Weeks Low   date	54.1044 EUR (2023/10/26)

### Recent Research

on underlying	on sector	on market	
Date		Headline	Download
2023/10/27		Global Equity Ratings	
2023/10/27		Aktienempfehlungen Global	
2023/09/29		Global Equity Ratings	
2023/09/29		Aktienempfehlungen Global	
2023/09/08		Global Equity Ratings	