

AMADEUS IT GROUP S.A. FUTURE (AI3F) - EUX/C1

2024/05/06 18:29:16

Price
59.3309 EUR

Difference  -0.54% (-0.32)

General attributes

Symbol	AI3FC1
Exchange	Eurex
Currency	EUR
Security type	Future
Underlying	AMADEUS IT GROUP SA
Maturity	05-2024
Contract size	100

Market data

Bid (Bid size)	- EUR (-)
Ask (Ask size)	- EUR (-)
Open	59.3309 EUR
High	59.3309 EUR
Low	59.3309 EUR
Close (prev. day)	59.6508 EUR
Underlying	AMADEUS IT GROUP SA
Underlying price (date)	64.66 (24/05/15)
Settlement price (date)	64.67 (24/05/15)
Open Interest	0

Performance and Risk

	6m	1y	3y
Perf (%)	+4.62%	-5.63%	-
Perf (abs.)	+2.62	-3.54	-
Beta	-	-	-
Volatility	21.39	20.85	-

Futures and Options

Related Futures	-
Related Options	-

5y












Information about previous performance does not guarantee future performance.
Source: FactSet

Price data

Ø price 5 days Ø volume 5 days (pcs.)	59.9620 EUR (0)
Ø price 30 days Ø volume 30 days (pcs.)	58.3917 EUR (0)
Ø price 100 days Ø volume 100 days (pcs.)	61.1399 EUR (0)
Ø price 250 days Ø volume 250 days (pcs.)	62.3291 EUR (2)
YTD High date	66.2507 EUR (2024/01/26)
YTD Low date	54.4687 EUR (2024/02/29)
52 Weeks High date	69.9200 EUR (2023/06/16)
52 Weeks Low date	52.9274 EUR (2023/10/26)

Recent Research

on underlying	on sector	on market	
Date		Headline	Download
2023/10/27		Global Equity Ratings	
2023/10/27		Aktienempfehlungen Global	
2023/09/29		Global Equity Ratings	
2023/09/29		Aktienempfehlungen Global	
2023/09/08		Global Equity Ratings	