

AEGON N.V. FUTURE (AENF) - EUX/C12

2024/07/26 18:34:49

Price
5.7568 EUR

Difference  0.94% (0.05)

General attributes

Symbol	AENFC12
Exchange	Eurex
Currency	EUR
Security type	Future
Underlying	AEGON N.V.
Maturity	07-2025
Contract size	100

Market data

Bid (Bid size)	- EUR (-)
Ask (Ask size)	- EUR (-)
Open	5.7568 EUR
High	5.7568 EUR
Low	5.7568 EUR
Close (prev. day)	5.7034 EUR
Underlying	AEGON N.V.
Underlying price (date)	5.868 (24/07/26)
Settlement price (date)	5.76 (24/07/26)
Open Interest	0

Performance and Risk

	6m	1y	3y
Perf (%)	+5.70%	+19.06%	-
Perf (abs.)	+0.31	+0.92	-
Beta	-	-	-
Volatility	22.32	20.87	-

Futures and Options

Related Futures	-
Related Options	-












Information about previous performance does not guarantee future performance.
Source: FactSet

Price data

Ø price 5 days Ø volume 5 days (pcs.)	5.7358 EUR (0)
Ø price 30 days Ø volume 30 days (pcs.)	5.7653 EUR (0)
Ø price 100 days Ø volume 100 days (pcs.)	5.5814 EUR (0)
Ø price 250 days Ø volume 250 days (pcs.)	5.1054 EUR (0)
YTD High date	5.9472 EUR (2024/06/20)
YTD Low date	5.0646 EUR (2024/03/04)
52 Weeks High date	5.9472 EUR (2024/06/20)
52 Weeks Low date	4.3516 EUR (2023/10/20)

Recent Research

on sector		on market	
Date		Headline	Download
2024/07/24		Global Equity Ratings	
2024/07/24		Aktienempfehlungen Global	
2024/07/19		Equity Weekly	
2024/07/15		Aktienempfehlungen Global	
2024/07/12		Global Equity Ratings	