

ADIDAS AG FUTURE (ADSG) - EUX/C11

2024/09/16 18:46:33

Price
224.3691 EURDifference  0.35% (0.77)

General attributes

Symbol	ADSGC11
Exchange	Eurex
Currency	EUR
Security type	Future
Underlying	ADIDAS AG
Maturity	07-2025
Contract size	100

Market data

Bid (Bid size)	- EUR (-)
Ask (Ask size)	- EUR (-)
Open	224.3691 EUR
High	224.3691 EUR
Low	224.3691 EUR
Close (prev. day)	223.5968 EUR
Underlying	ADIDAS AG
Underlying price (date)	221.10 (24/09/17)
Settlement price (date)	224.37 (24/09/16)
Open Interest	0

Performance and Risk

	6m	1y	3y
Perf (%)	+6.29%	+24.98%	-
Perf (abs.)	+13.28	+44.84	-
Beta	-	-	-
Volatility	28.12	28.80	-

Futures and Options

Related Futures	-
Related Options	-

5y












Information about previous performance does not guarantee future performance.
Source: FactSet

Price data

Ø price 5 days Ø volume 5 days (pcs.)	220.6629 EUR (0)
Ø price 30 days Ø volume 30 days (pcs.)	224.5333 EUR (0)
Ø price 100 days Ø volume 100 days (pcs.)	228.5285 EUR (0)
Ø price 250 days Ø volume 250 days (pcs.)	201.2498 EUR (0)
YTD High date	243.0985 EUR (2024/07/30)
YTD Low date	169.4599 EUR (2024/01/19)
52 Weeks High date	243.0985 EUR (2024/07/30)
52 Weeks Low date	38.1998 EUR (2023/12/14)

Recent Research

on underlying	on sector	on market	
Date		Headline	Download
2024/09/11		Global Equity Ratings	
2024/09/11		Aktienempfehlungen Global	
2024/09/05		Global Equity Ratings	
2024/09/05		Aktienempfehlungen Global	
2024/08/12		Global Equity Ratings	