

ADIDAS AG FUTURE (ADSG) - EUX/C11

2024/04/24 18:35:06

Price
235.004 EURDifference  -0.09% (-0.22)

General attributes

Symbol	ADSGC11
Exchange	Eurex
Currency	EUR
Security type	Future
Underlying	ADIDAS AG
Maturity	03-2025
Contract size	100

Market data

Bid (Bid size)	- EUR (-)
Ask (Ask size)	- EUR (-)
Open	235.004 EUR
High	235.004 EUR
Low	235.004 EUR
Close (prev. day)	235.2235 EUR
Underlying	ADIDAS AG
Underlying price (date)	227.70 (24/04/24)
Settlement price (date)	235.00 (24/04/24)
Open Interest	0

Performance and Risk

	6m	1y	3y
Perf (%)	+31.92%	+41.34%	-
Perf (abs.)	+56.86	+68.73	-
Beta	-	-	-
Volatility	29.00	31.18	-

Futures and Options

Related Futures	-
Related Options	-

5y












Information about previous performance does not guarantee future performance.
Source: FactSet

Price data

Ø price 5 days Ø volume 5 days (pcs.)	233.070 EUR (0)
Ø price 30 days Ø volume 30 days (pcs.)	212.863 EUR (0)
Ø price 100 days Ø volume 100 days (pcs.)	195.176 EUR (0)
Ø price 250 days Ø volume 250 days (pcs.)	184.527 EUR (0)
YTD High date	235.224 EUR (2024/04/23)
YTD Low date	169.460 EUR (2024/01/19)
52 Weeks High date	235.224 EUR (2024/04/23)
52 Weeks Low date	38.200 EUR (2023/12/14)

Recent Research

on underlying	on sector	on market	
Date		Headline	Download
2024/04/03		Global Equity Ratings	
2024/04/03		Aktienempfehlungen Global	
2024/03/13		Global Equity Ratings	
2024/03/13		Aktienempfehlungen Global	
2024/02/22		Aktienempfehlungen Global	