

ADIDAS AG FUTURE (ADSG) - EUX/C1

2024/09/17 18:45:40

Price
221.1713 EUR

Difference  0.81% (1.78)

General attributes

Symbol	ADSGC1
Exchange	Eurex
Currency	EUR
Security type	Future
Underlying	ADIDAS AG
Maturity	09-2024
Contract size	100

Market data

Bid (Bid size)	- EUR (-)
Ask (Ask size)	- EUR (-)
Open	221.1713 EUR
High	221.1713 EUR
Low	221.1713 EUR
Close (prev. day)	219.3943 EUR
Underlying	ADIDAS AG
Underlying price (date)	221.10 (24/09/17)
Settlement price (date)	221.17 (24/09/17)
Open Interest	500

Performance and Risk

	6m	1y	3y
Perf (%)	+7.89%	+27.05%	-
Perf (abs.)	+16.17	+47.09	-
Beta	-	-	-
Volatility	27.99	28.68	-

Futures and Options

Related Futures	-
Related Options	-












5y

Information about previous performance does not guarantee future performance.
Source: FactSet

Price data

Ø price 5 days Ø volume 5 days (pcs.)	218.1847 EUR (0)
Ø price 30 days Ø volume 30 days (pcs.)	219.8240 EUR (17)
Ø price 100 days Ø volume 100 days (pcs.)	222.7102 EUR (5)
Ø price 250 days Ø volume 250 days (pcs.)	195.9365 EUR (45)
YTD High date	237.0308 EUR (2024/07/30)
YTD Low date	164.6800 EUR (2024/01/19)
52 Weeks High date	237.0308 EUR (2024/07/30)
52 Weeks Low date	37.4541 EUR (2023/12/14)

Recent Research

on underlying	on sector	on market	
Date		Headline	Download
2024/09/11		Global Equity Ratings	
2024/09/11		Aktienempfehlungen Global	
2024/09/05		Global Equity Ratings	
2024/09/05		Aktienempfehlungen Global	
2024/08/12		Global Equity Ratings	