

AMADEUS IT GROUP S.A. FUTURE (AI3F) - EUX/C12

2024/07/16 18:49:49

Price
64.9158 EUR

Difference  -0.14% (-0.09)

General attributes

Symbol	AI3FC12
Exchange	Eurex
Currency	EUR
Security type	Future
Underlying	AMADEUS IT GROUP SA
Maturity	06-2025
Contract size	100

Market data

Bid (Bid size)	- EUR (-)
Ask (Ask size)	- EUR (-)
Open	64.9158 EUR
High	64.9158 EUR
Low	64.9158 EUR
Close (prev. day)	65.0049 EUR
Underlying	AMADEUS IT GROUP SA
Underlying price (date)	63.00 (24/07/16)
Settlement price (date)	64.92 (24/07/16)
Open Interest	0

Performance and Risk

	6m	1y	3y
Perf (%)	-0.19%	-4.89%	-
Perf (abs.)	-0.12	-3.35	-
Beta	-	-	-
Volatility	26.17	22.66	-

Futures and Options

Related Futures	-
Related Options	-












Information about previous performance does not guarantee future performance.
Source: FactSet

Price data

Ø price 5 days Ø volume 5 days (pcs.)	64.3389 EUR (0)
Ø price 30 days Ø volume 30 days (pcs.)	64.6473 EUR (0)
Ø price 100 days Ø volume 100 days (pcs.)	60.6126 EUR (0)
Ø price 250 days Ø volume 250 days (pcs.)	62.7010 EUR (0)
YTD High date	67.8346 EUR (2024/01/26)
YTD Low date	55.7364 EUR (2024/02/29)
52 Weeks High date	70.8130 EUR (2023/07/27)
52 Weeks Low date	54.2531 EUR (2023/10/26)

Recent Research

on underlying	on sector	on market	
Date		Headline	Download
2023/10/27		Global Equity Ratings	
2023/10/27		Aktienempfehlungen Global	
2023/09/29		Global Equity Ratings	
2023/09/29		Aktienempfehlungen Global	
2023/09/08		Global Equity Ratings	