

AMADEUS IT GROUP S.A. FUTURE (AI3F) - EUX/C12

2024/05/06 18:29:16

Price
60.708 EUR

Difference  -0.55% (-0.34)

General attributes

Symbol	AI3FC12
Exchange	Eurex
Currency	EUR
Security type	Future
Underlying	AMADEUS IT GROUP SA
Maturity	05-2025
Contract size	100

Market data

Bid (Bid size)	- EUR (-)
Ask (Ask size)	- EUR (-)
Open	60.708 EUR
High	60.708 EUR
Low	60.708 EUR
Close (prev. day)	61.0466 EUR
Underlying	AMADEUS IT GROUP SA
Underlying price (date)	67.34 (24/06/12)
Settlement price (date)	69.19 (24/06/12)
Open Interest	0

Performance and Risk

	6m	1y	3y
Perf (%)	+4.42%	-5.74%	-
Perf (abs.)	+2.57	-3.70	-
Beta	-	-	-
Volatility	21.57	21.00	-

Futures and Options

Related Futures	-
Related Options	-

5y












Information about previous performance does not guarantee future performance.
Source: FactSet

Price data

Ø price 5 days Ø volume 5 days (pcs.)	61.294 EUR (0)
Ø price 30 days Ø volume 30 days (pcs.)	59.779 EUR (0)
Ø price 100 days Ø volume 100 days (pcs.)	62.680 EUR (0)
Ø price 250 days Ø volume 250 days (pcs.)	64.004 EUR (0)
YTD High date	67.835 EUR (2024/01/26)
YTD Low date	55.736 EUR (2024/02/29)
52 Weeks High date	71.844 EUR (2023/06/30)
52 Weeks Low date	54.253 EUR (2023/10/26)

Recent Research

on underlying	on sector	on market	
Date		Headline	Download
2023/10/27		Global Equity Ratings	
2023/10/27		Aktienempfehlungen Global	
2023/09/29		Global Equity Ratings	
2023/09/29		Aktienempfehlungen Global	
2023/09/08		Global Equity Ratings	