

ABBVIE INC. FUTURE (ABVF) - EUX/C11

2024/05/06 18:29:15

Price
164.7444 USD

Difference  **-0.62% (-1.03)**

General attributes

| | |
|---------------|-------------|
| Symbol | ABVFC11 |
| Exchange | Eurex |
| Currency | USD |
| Security type | Future |
| Underlying | ABBVIE INC. |
| Maturity | 04-2025 |
| Contract size | 100 |

Market data

| | |
|-------------------------|-------------------|
| Bid (Bid size) | - USD (-) |
| Ask (Ask size) | - USD (-) |
| Open | 164.7444 USD |
| High | 164.7444 USD |
| Low | 164.7444 USD |
| Close (prev. day) | 165.7789 USD |
| Underlying | ABBVIE INC. |
| Underlying price (date) | 166.09 (24/06/12) |
| Settlement price (date) | 167.29 (24/06/12) |
| Open Interest | 0 |

Performance and Risk

| | 6m | 1y | 3y |
|-------------|---------|--------|----|
| Perf (%) | +14.16% | +9.31% | - |
| Perf (abs.) | +20.43 | +14.03 | - |
| Beta | - | - | - |
| Volatility | 18.13 | 20.15 | - |

Futures and Options

| | |
|-----------------|---|
| Related Futures | - |
| Related Options | - |

5y













Information about previous performance does not guarantee future performance.
Source: FactSet

Price data

| | |
|---|---------------------------|
| Ø price 5 days Ø volume 5 days (pcs.) | 164.2710 USD (0) |
| Ø price 30 days Ø volume 30 days (pcs.) | 171.8805 USD (0) |
| Ø price 100 days Ø volume 100 days (pcs.) | 170.6791 USD (0) |
| Ø price 250 days Ø volume 250 days (pcs.) | 155.2926 USD (0) |
| YTD High date | 183.6354 USD (2024/03/12) |
| YTD Low date | 159.2898 USD (2024/01/02) |
| 52 Weeks High date | 183.6354 USD (2024/03/12) |
| 52 Weeks Low date | 72.8351 USD (2023/12/14) |

Recent Research

| on underlying | on sector | on market | |
|---------------|---|---------------------------|---|
| Date | | Headline | Download |
| 2024/05/29 |  | Global Equity Ratings |  |
| 2024/05/29 |  | Aktienempfehlungen Global |  |
| 2024/04/26 |  | Global Equity Ratings |  |
| 2024/04/26 |  | Aktienempfehlungen Global |  |
| 2024/04/03 |  | Global Equity Ratings |  |