

# ABBVIE INC. FUTURE (ABVF) - EUX/C11

2024/05/06 18:29:15

**Price**  
**164.7444** USD

**Difference**  **-0.62% (-1.03)**

### General attributes

Symbol	ABVFC11
Exchange	Eurex
Currency	USD
Security type	Future
Underlying	ABBVIE INC.
Maturity	04-2025
Contract size	100

### Market data

Bid (Bid size)	- USD (-)
Ask (Ask size)	- USD (-)
Open	164.7444 USD
High	164.7444 USD
Low	164.7444 USD
Close (prev. day)	165.7789 USD
Underlying	ABBVIE INC.
Underlying price (date)	161.24 (24/05/31)
Settlement price (date)	158.53 (24/05/31)
Open Interest	0

### Performance and Risk

	6m	1y	3y
Perf (%)	+14.16%	+9.31%	-
Perf (abs.)	+20.43	+14.03	-
Beta	-	-	-
Volatility	18.13	20.15	-

### Futures and Options

Related Futures	-
Related Options	-

5y












Information about previous performance does not guarantee future performance.  
Source: FactSet

### Price data

Ø price 5 days   Ø volume 5 days (pcs.)	164.2710 USD (0)
Ø price 30 days   Ø volume 30 days (pcs.)	171.8805 USD (0)
Ø price 100 days   Ø volume 100 days (pcs.)	170.6791 USD (0)
Ø price 250 days   Ø volume 250 days (pcs.)	155.2926 USD (0)
YTD High   date	183.6354 USD (2024/03/12)
YTD Low   date	159.2898 USD (2024/01/02)
52 Weeks High   date	183.6354 USD (2024/03/12)
52 Weeks Low   date	72.8351 USD (2023/12/14)

### Recent Research

on underlying	on sector	on market	
Date		Headline	Download
2024/05/29		Global Equity Ratings	
2024/05/29		Aktienempfehlungen Global	
2024/04/26		Global Equity Ratings	
2024/04/26		Aktienempfehlungen Global	
2024/04/03		Global Equity Ratings	