

# ADIDAS AG FUTURE (ADSG) - EUX/C13

2024/04/19 18:41:20

**Price**  
**232.4442** EUR

**Difference**  **-0.58% (-1.34)**

### General attributes

Symbol	ADSGC13
Exchange	Eurex
Currency	EUR
Security type	Future
Underlying	ADIDAS AG
Maturity	12-2025
Contract size	100

### Market data

Bid (Bid size)	- EUR (-)
Ask (Ask size)	- EUR (-)
Open	232.4442 EUR
High	232.4442 EUR
Low	232.4442 EUR
Close (prev. day)	233.7886 EUR
Underlying	ADIDAS AG
Underlying price (date)	224.60 (24/04/19)
Settlement price (date)	235.70 (24/04/19)
Open Interest	0

### Performance and Risk

	6m	1y	3y
Perf (%)	+28.25%	+38.50%	-
Perf (abs.)	+51.20	+64.61	-
Beta	-	-	-
Volatility	29.36	31.88	-

### Futures and Options

Related Futures	-
Related Options	-

5y












Information about previous performance does not guarantee future performance.  
Source: FactSet

### Price data

Ø price 5 days   Ø volume 5 days (pcs.)	223.0261 EUR (0)
Ø price 30 days   Ø volume 30 days (pcs.)	209.9747 EUR (0)
Ø price 100 days   Ø volume 100 days (pcs.)	195.0054 EUR (0)
Ø price 250 days   Ø volume 250 days (pcs.)	184.6980 EUR (0)
YTD High   date	233.7886 EUR (2024/04/18)
YTD Low   date	170.2692 EUR (2024/01/19)
52 Weeks High   date	233.7886 EUR (2024/04/18)
52 Weeks Low   date	38.3892 EUR (2023/12/14)

### Recent Research

on underlying	on sector	on market	
Date		Headline	Download
2024/04/03		Global Equity Ratings	
2024/04/03		Aktienempfehlungen Global	
2024/03/13		Global Equity Ratings	
2024/03/13		Aktienempfehlungen Global	
2024/02/22		Aktienempfehlungen Global	