

# ABBVIE INC. FUTURE (ABVF) - EUX/C12

2024/06/21 19:16:52

**Price**  
**172.716** USD

**Difference**  **-0.76% (-1.33)**

### General attributes

Symbol	ABVFC12
Exchange	Eurex
Currency	USD
Security type	Future
Underlying	ABBVIE INC.
Maturity	06-2025
Contract size	100

### Market data

Bid (Bid size)	- USD (-)
Ask (Ask size)	- USD (-)
Open	172.716 USD
High	172.716 USD
Low	172.716 USD
Close (prev. day)	174.0441 USD
Underlying	ABBVIE INC.
Underlying price (date)	169.91 (24/07/11)
Settlement price (date)	171.68 (24/07/11)
Open Interest	0

### Performance and Risk

	6m	1y	3y
Perf (%)	+3.22%	+26.33%	-
Perf (abs.)	+5.35	+35.78	-
Beta	-	-	-
Volatility	19.48	21.02	-

### Futures and Options

Related Futures	-
Related Options	-












5y

Information about previous performance does not guarantee future performance.  
Source: FactSet

### Price data

Ø price 5 days   Ø volume 5 days (pcs.)	169.328 USD (0)
Ø price 30 days   Ø volume 30 days (pcs.)	171.286 USD (0)
Ø price 100 days   Ø volume 100 days (pcs.)	175.344 USD (0)
Ø price 250 days   Ø volume 250 days (pcs.)	159.989 USD (0)
YTD High   date	184.465 USD (2024/03/12)
YTD Low   date	159.967 USD (2024/01/02)
52 Weeks High   date	184.465 USD (2024/03/12)
52 Weeks Low   date	73.089 USD (2023/12/14)

### Recent Research

on underlying	on sector	on market	
Date		Headline	Download
2024/06/21		Global Equity Ratings	
2024/06/21		Aktienempfehlungen Global	
2024/06/14		Global Equity Ratings	
2024/06/14		Aktienempfehlungen Global	
2024/05/29		Global Equity Ratings	