

ABBVIE INC. FUTURE (ABVF) - EUX/C12

2024/05/02 18:23:03

Price
161.8682 USD

Difference  **-1.44% (-2.37)**

General attributes

Symbol	ABVFC12
Exchange	Eurex
Currency	USD
Security type	Future
Underlying	ABBVIE INC.
Maturity	04-2025
Contract size	100

Market data

Bid (Bid size)	- USD (-)
Ask (Ask size)	- USD (-)
Open	161.8682 USD
High	161.8682 USD
Low	161.8682 USD
Close (prev. day)	164.2369 USD
Underlying	ABBVIE INC.
Underlying price (date)	160.81 (24/05/02)
Settlement price (date)	161.87 (24/05/02)
Open Interest	0

Performance and Risk

	6m	1y	3y
Perf (%)	+12.76%	+5.81%	-
Perf (abs.)	+18.32	+8.89	-
Beta	-	-	-
Volatility	17.99	20.25	-

Futures and Options

Related Futures	-
Related Options	-












Information about previous performance does not guarantee future performance.
Source: FactSet

Price data

Ø price 5 days Ø volume 5 days (pcs.)	162.8356 USD (0)
Ø price 30 days Ø volume 30 days (pcs.)	172.8091 USD (0)
Ø price 100 days Ø volume 100 days (pcs.)	170.7944 USD (0)
Ø price 250 days Ø volume 250 days (pcs.)	155.3599 USD (0)
YTD High date	184.4648 USD (2024/03/12)
YTD Low date	159.9667 USD (2024/01/02)
52 Weeks High date	184.4648 USD (2024/03/12)
52 Weeks Low date	73.0885 USD (2023/12/14)

Recent Research

on underlying	on sector	on market	
Date		Headline	Download
2024/04/26		Global Equity Ratings	
2024/04/26		Aktienempfehlungen Global	
2024/04/03		Global Equity Ratings	
2024/04/03		Aktienempfehlungen Global	
2024/03/13		Global Equity Ratings	