

# ABBVIE INC. FUTURE (ABVF) - EUX/C13

2024/05/06 18:29:15

**Price**  
**164.4198** USD

**Difference**  **-0.63% (-1.04)**

### General attributes

Symbol	ABVFC13
Exchange	Eurex
Currency	USD
Security type	Future
Underlying	ABBVIE INC.
Maturity	06-2025
Contract size	100

### Market data

Bid (Bid size)	- USD (-)
Ask (Ask size)	- USD (-)
Open	164.4198 USD
High	164.4198 USD
Low	164.4198 USD
Close (prev. day)	165.4587 USD
Underlying	ABBVIE INC.
Underlying price (date)	166.19 (24/06/13)
Settlement price (date)	168.69 (24/06/12)
Open Interest	0

### Performance and Risk

	6m	1y	3y
Perf (%)	+14.33%	+9.48%	-
Perf (abs.)	+20.60	+14.24	-
Beta	-	-	-
Volatility	18.78	20.51	-

### Futures and Options

Related Futures	-
Related Options	-

5y












Information about previous performance does not guarantee future performance.  
Source: FactSet

### Price data

Ø price 5 days   Ø volume 5 days (pcs.)	163.9462 USD (0)
Ø price 30 days   Ø volume 30 days (pcs.)	171.6214 USD (0)
Ø price 100 days   Ø volume 100 days (pcs.)	170.8305 USD (0)
Ø price 250 days   Ø volume 250 days (pcs.)	155.5107 USD (0)
YTD High   date	185.1185 USD (2024/03/12)
YTD Low   date	158.8746 USD (2024/01/02)
52 Weeks High   date	185.1185 USD (2024/03/12)
52 Weeks Low   date	73.3962 USD (2023/12/14)

### Recent Research

on underlying	on sector	on market	
Date		Headline	Download
2024/05/29		Global Equity Ratings	
2024/05/29		Aktienempfehlungen Global	
2024/04/26		Global Equity Ratings	
2024/04/26		Aktienempfehlungen Global	
2024/04/03		Global Equity Ratings	