

ABBOTT LABORATORIES FUTURE (ABTF) - EUX/C12

2024/07/26 18:34:47

Price
108.9766 USD

Difference  -0.95% (-1.05)

General attributes

Symbol	ABTFC12
Exchange	Eurex
Currency	USD
Security type	Future
Underlying	ABBOTT LABS
Maturity	07-2025
Contract size	100

Market data

Bid (Bid size)	- USD (-)
Ask (Ask size)	- USD (-)
Open	108.9766 USD
High	108.9766 USD
Low	108.9766 USD
Close (prev. day)	110.0244 USD
Underlying	ABBOTT LABS
Underlying price (date)	105.24 (24/07/26)
Settlement price (date)	108.98 (24/07/26)
Open Interest	0

Performance and Risk

	6m	1y	3y
Perf (%)	-5.94%	-7.98%	-
Perf (abs.)	-6.89	-9.46	-
Beta	-	-	-
Volatility	19.91	19.60	-

Futures and Options

Related Futures	-
Related Options	-

5y












Information about previous performance does not guarantee future performance.
Source: FactSet

Price data

Ø price 5 days Ø volume 5 days (pcs.)	108.1908 USD (0)
Ø price 30 days Ø volume 30 days (pcs.)	107.0462 USD (0)
Ø price 100 days Ø volume 100 days (pcs.)	112.7204 USD (0)
Ø price 250 days Ø volume 250 days (pcs.)	109.7753 USD (0)
YTD High date	125.2511 USD (2024/03/08)
YTD Low date	104.1696 USD (2024/07/18)
52 Weeks High date	125.2511 USD (2024/03/08)
52 Weeks Low date	42.3280 USD (2023/12/14)

Recent Research

on underlying	on sector	on market	
Date		Headline	Download
2024/07/24		Global Equity Ratings	
2024/07/24		Aktienempfehlungen Global	
2024/07/15		Aktienempfehlungen Global	
2024/07/12		Global Equity Ratings	
2024/06/21		Global Equity Ratings	