

ABBOTT LABORATORIES FUTURE (ABTF) - EUX/C12

2024/07/15 18:40:39

Price
106.5453 USD

Difference  -0.65% (-0.69)

General attributes

Symbol	ABTFC12
Exchange	Eurex
Currency	USD
Security type	Future
Underlying	ABBOTT LABS
Maturity	06-2025
Contract size	100

Market data

Bid (Bid size)	- USD (-)
Ask (Ask size)	- USD (-)
Open	106.5453 USD
High	106.5453 USD
Low	106.5453 USD
Close (prev. day)	107.2402 USD
Underlying	ABBOTT LABS
Underlying price (date)	102.84 (24/07/16)
Settlement price (date)	106.55 (24/07/15)
Open Interest	0

Performance and Risk

	6m	1y	3y
Perf (%)	-9.48%	-5.28%	-
Perf (abs.)	-11.15	-5.94	-
Beta	-	-	-
Volatility	18.72	19.50	-

Futures and Options

Related Futures	-
Related Options	-

5y












Information about previous performance does not guarantee future performance.
Source: FactSet

Price data

Ø price 5 days Ø volume 5 days (pcs.)	- USD (-)
Ø price 30 days Ø volume 30 days (pcs.)	107.0261 USD (0)
Ø price 100 days Ø volume 100 days (pcs.)	115.2592 USD (0)
Ø price 250 days Ø volume 250 days (pcs.)	110.1836 USD (0)
YTD High date	125.2511 USD (2024/03/08)
YTD Low date	106.2070 USD (2024/06/17)
52 Weeks High date	125.2511 USD (2024/03/08)
52 Weeks Low date	42.3280 USD (2023/12/14)

Recent Research

on underlying	on sector	on market	
Date		Headline	Download
2024/07/15		Aktienempfehlungen Global	
2024/07/12		Global Equity Ratings	
2024/06/21		Global Equity Ratings	
2024/06/21		Aktienempfehlungen Global	
2024/06/14		Global Equity Ratings	