

ABBOTT LABORATORIES FUTURE (ABTF) - EUX/C12

2023/09/29 18:39:20

Price
100.9065 USD

Difference  **-0.31% (-0.31)**

General attributes

Symbol	ABTFC12
Exchange	Eurex
Currency	USD
Security type	Future
Underlying	ABBOTT LABORATORIES
Maturity	09-2024
Contract size	100

Market data

Bid (Bid size)	- USD (-)
Ask (Ask size)	- USD (-)
Open	100.9065 USD
High	100.9065 USD
Low	100.9065 USD
Close (prev. day)	101.2155 USD
Underlying	ABBOTT LABORATORIES
Underlying price (date)	96.85 (23/09/29)
Settlement price (date)	100.91 (23/09/29)
Open Interest	0

Performance and Risk

	6m	1y	3y
Perf (%)	+0.60%	-	-
Perf (abs.)	+0.60	-	-
Beta	-	-	-
Volatility	21.09	19.91	19.91

Futures and Options

Related Futures	-
Related Options	-












5y

Information about previous performance does not guarantee future performance.
Source: FactSet

Price data

Ø price 5 days Ø volume 5 days (pcs.)	100.4300 USD (0)
Ø price 30 days Ø volume 30 days (pcs.)	105.2637 USD (0)
Ø price 100 days Ø volume 100 days (pcs.)	109.0176 USD (0)
Ø price 250 days Ø volume 250 days (pcs.)	- USD (0)
YTD High date	119.9663 USD (2023/07/24)
YTD Low date	99.3004 USD (2023/09/27)
52 Weeks High date	119.9663 USD (2023/07/24)
52 Weeks Low date	99.3004 USD (2023/09/27)

Recent Research

on underlying	on sector	on market	
Date		Headline	Download
2023/09/29		Global Equity Ratings	
2023/09/29		Aktienempfehlungen Global	
2023/09/08		Global Equity Ratings	
2023/09/08		Aktienempfehlungen Global	
2023/08/22		Global Equity Ratings	