

APPLE INC. FUTURE (AAPH) - EUX/C11

2024/09/16 18:46:33

Price
222.6604 USD

Difference  -3.64% (-8.42)

General attributes

Symbol	AAPHC11
Exchange	Eurex
Currency	USD
Security type	Future
Underlying	APPLE INC
Maturity	07-2025
Contract size	100

Market data

Bid (Bid size)	- USD (-)
Ask (Ask size)	- USD (-)
Open	222.6604 USD
High	222.6604 USD
Low	222.6604 USD
Close (prev. day)	231.0826 USD
Underlying	APPLE INC
Underlying price (date)	216.32 (24/09/16)
Settlement price (date)	222.66 (24/09/16)
Open Interest	0

Performance and Risk

	6m	1y	3y
Perf (%)	+24.92%	+21.83%	-
Perf (abs.)	+44.41	+39.89	-
Beta	-	-	-
Volatility	44.16	31.29	-

Futures and Options

Related Futures	-
Related Options	-

5y












Information about previous performance does not guarantee future performance.
Source: FactSet

Price data

Ø price 5 days Ø volume 5 days (pcs.)	227.6395 USD (0)
Ø price 30 days Ø volume 30 days (pcs.)	230.3002 USD (0)
Ø price 100 days Ø volume 100 days (pcs.)	226.1276 USD (0)
Ø price 250 days Ø volume 250 days (pcs.)	199.1089 USD (0)
YTD High date	244.4762 USD (2024/07/15)
YTD Low date	171.7484 USD (2024/04/19)
52 Weeks High date	244.4762 USD (2024/07/15)
52 Weeks Low date	56.5936 USD (2023/12/14)

Recent Research

on underlying	on sector	on market	
Date		Headline	Download
2024/09/11		Global Equity Ratings	
2024/09/11		Aktienempfehlungen Global	
2024/09/05		Global Equity Ratings	
2024/09/05		Aktienempfehlungen Global	
2024/08/12		Global Equity Ratings	