

APPLE INC. FUTURE (AAPH) - EUX/C11

2024/08/01 18:58:22

Price
228.0845 USD

Difference  **-1.57%** (-3.63)

General attributes

Symbol	AAPHC11
Exchange	Eurex
Currency	USD
Security type	Future
Underlying	APPLE INC
Maturity	06-2025
Contract size	100

Market data

Bid (Bid size)	- USD (-)
Ask (Ask size)	- USD (-)
Open	228.0845 USD
High	228.0845 USD
Low	228.0845 USD
Close (prev. day)	231.7182 USD
Underlying	APPLE INC
Underlying price (date)	218.2999 (24/08/01)
Settlement price (date)	228.08 (24/08/01)
Open Interest	0

Performance and Risk

	6m	1y	3y
Perf (%)	+19.88%	+12.77%	-
Perf (abs.)	+38.42	+26.24	-
Beta	-	-	-
Volatility	42.20	31.04	-

Futures and Options

Related Futures	-
Related Options	-

5y












Information about previous performance does not guarantee future performance.
Source: FactSet

Price data

Ø price 5 days Ø volume 5 days (pcs.)	227.7686 USD (0)
Ø price 30 days Ø volume 30 days (pcs.)	231.6420 USD (0)
Ø price 100 days Ø volume 100 days (pcs.)	196.1350 USD (0)
Ø price 250 days Ø volume 250 days (pcs.)	192.3941 USD (0)
YTD High date	244.4762 USD (2024/07/15)
YTD Low date	171.7484 USD (2024/04/19)
52 Weeks High date	244.4762 USD (2024/07/15)
52 Weeks Low date	56.5936 USD (2023/12/14)

Recent Research

on underlying	on sector	on market	
Date		Headline	Download
2024/07/24		Global Equity Ratings	
2024/07/24		Aktienempfehlungen Global	
2024/07/15		Aktienempfehlungen Global	
2024/07/12		Global Equity Ratings	
2024/06/21		Global Equity Ratings	