

ABN AMRO GROUP N.V. FUTURE (ABNF) - EUX/C10

2024/07/26 18:34:47

Price
15.7835 EUR

Difference  0.15% (0.02)

General attributes

Symbol	ABNFC10
Exchange	Eurex
Currency	EUR
Security type	Future
Underlying	ABN AMRO BANK N.V. DR EACH REP SHS
Maturity	05-2025
Contract size	100

Market data

Bid (Bid size)	- EUR (-)
Ask (Ask size)	- EUR (-)
Open	15.7835 EUR
High	15.7835 EUR
Low	15.7835 EUR
Close (prev. day)	15.7593 EUR
Underlying	ABN AMRO BANK N.V. DR EACH REP SHS
Underlying price (date)	16.425 (24/07/26)
Settlement price (date)	15.78 (24/07/26)
Open Interest	0

Performance and Risk

	6m	1y	3y
Perf (%)	+19.84%	+6.37%	-
Perf (abs.)	+2.61	+0.95	-
Beta	-	-	-
Volatility	24.59	26.65	-

Futures and Options

Related Futures	-
Related Options	-

5y












Information about previous performance does not guarantee future performance.
Source: FactSet

Price data

Ø price 5 days Ø volume 5 days (pcs.)	15.8328 EUR (0)
Ø price 30 days Ø volume 30 days (pcs.)	15.7752 EUR (0)
Ø price 100 days Ø volume 100 days (pcs.)	15.1077 EUR (0)
Ø price 250 days Ø volume 250 days (pcs.)	13.5111 EUR (0)
YTD High date	16.4364 EUR (2024/07/18)
YTD Low date	12.2760 EUR (2024/02/07)
52 Weeks High date	41.5280 EUR (2023/12/14)
52 Weeks Low date	11.4052 EUR (2023/11/08)

Recent Research

on sector		on market	
Date		Headline	Download
2024/07/24		Global Equity Ratings	
2024/07/24		Aktienempfehlungen Global	
2024/07/19		Equity Weekly	
2024/07/15		Aktienempfehlungen Global	
2024/07/12		Global Equity Ratings	