

ADIDAS AG FUTURE (ADSG) - EUX/C10

2024/09/13 18:34:53

Price
223.1157 EUR

Difference  -0.01% (-0.02)

General attributes

Symbol	ADSGC10
Exchange	Eurex
Currency	EUR
Security type	Future
Underlying	ADIDAS AG
Maturity	06-2025
Contract size	100

Market data

Bid (Bid size)	- EUR (-)
Ask (Ask size)	- EUR (-)
Open	223.1157 EUR
High	223.1157 EUR
Low	223.1157 EUR
Close (prev. day)	223.1333 EUR
Underlying	ADIDAS AG
Underlying price (date)	218.70 (24/09/16)
Settlement price (date)	223.12 (24/09/13)
Open Interest	0

Performance and Risk

	6m	1y	3y
Perf (%)	+8.54%	+26.86%	-
Perf (abs.)	+17.56	+47.24	-
Beta	-	-	-
Volatility	29.99	29.65	-

Futures and Options

Related Futures	-
Related Options	-

5y












Information about previous performance does not guarantee future performance.
 Source: FactSet

Price data

Ø price 5 days Ø volume 5 days (pcs.)	219.1243 EUR (0)
Ø price 30 days Ø volume 30 days (pcs.)	223.8772 EUR (0)
Ø price 100 days Ø volume 100 days (pcs.)	228.5184 EUR (0)
Ø price 250 days Ø volume 250 days (pcs.)	199.8826 EUR (0)
YTD High date	242.3725 EUR (2024/07/30)
YTD Low date	169.0555 EUR (2024/01/19)
52 Weeks High date	242.3725 EUR (2024/07/30)
52 Weeks Low date	38.1099 EUR (2023/12/14)

Recent Research

on underlying	on sector	on market	
Date		Headline	Download
2024/09/11		Global Equity Ratings	
2024/09/11		Aktienempfehlungen Global	
2024/09/05		Global Equity Ratings	
2024/09/05		Aktienempfehlungen Global	
2024/08/12		Global Equity Ratings	