


ADIDAS AG FUTURE (ADSG) - EUX/C10

2024/04/26 18:30:46		
Price	237.7048 EUR	
Difference		1.98% (4.62)

General attributes	
Symbol	ADSGC10
Exchange	Eurex
Currency	EUR
Security type	Future
Underlying	ADIDAS AG
Maturity	02-2025
Contract size	100

Market data	
Bid (Bid size)	- EUR (-)
Ask (Ask size)	- EUR (-)
Open	237.7048 EUR
High	237.7048 EUR
Low	237.7048 EUR
Close (prev. day)	233.0813 EUR
Underlying	ADIDAS AG
Underlying price (date)	230.90 (24/04/26)
Settlement price (date)	237.70 (24/04/26)
Open Interest	0

Performance and Risk			
	6m	1y	3y
Perf (%)	+38.43%	+45.36%	-
Perf (abs.)	+65.99	+74.18	-
Beta	-	-	-
Volatility	28.77	31.18	-










Futures and Options	
Related Futures	-
Related Options	-



Information about previous performance does not guarantee future performance.  
Source: FactSet

Price data	
Ø price 5 days   Ø volume 5 days (pcs.)	234.0722 EUR (0)
Ø price 30 days   Ø volume 30 days (pcs.)	214.5058 EUR (0)
Ø price 100 days   Ø volume 100 days (pcs.)	195.4087 EUR (0)
Ø price 250 days   Ø volume 250 days (pcs.)	184.5961 EUR (0)
YTD High   date	237.7048 EUR (2024/04/26)
YTD Low   date	169.0555 EUR (2024/01/19)
52 Weeks High   date	237.7048 EUR (2024/04/26)
52 Weeks Low   date	38.1099 EUR (2023/12/14)

Recent Research

on underlying	on sector	on market	
Date		Headline	Download
2024/04/26		Global Equity Ratings	
2024/04/26		Aktienempfehlungen Global	
2024/04/03		Global Equity Ratings	
2024/04/03		Aktienempfehlungen Global	
2024/03/13		Global Equity Ratings	