

ABB LTD. FUTURE (ABBG) - EUX/C10

2024/09/16 18:46:33

Price
46.4505 CHF

Difference  **-0.34% (-0.16)**

General attributes

Symbol	ABBG10
Exchange	Eurex
Currency	CHF
Security type	Future
Underlying	ABB LTD
Maturity	06-2025
Contract size	100

Market data

Bid (Bid size)	- CHF (-)
Ask (Ask size)	- CHF (-)
Open	46.4505 CHF
High	46.4505 CHF
Low	46.4505 CHF
Close (prev. day)	46.6113 CHF
Underlying	ABB LTD
Underlying price (date)	47.84 (24/09/17)
Settlement price (date)	46.45 (24/09/16)
Open Interest	0

Performance and Risk

	6m	1y	3y
Perf (%)	+9.87%	+43.26%	-
Perf (abs.)	+4.17	+14.03	-
Beta	-	-	-
Volatility	32.73	26.27	-

Futures and Options

Related Futures	-
Related Options	-












Information about previous performance does not guarantee future performance.
Source: FactSet

Price data

Ø price 5 days Ø volume 5 days (pcs.)	46.1495 CHF (0)
Ø price 30 days Ø volume 30 days (pcs.)	46.4946 CHF (0)
Ø price 100 days Ø volume 100 days (pcs.)	47.5719 CHF (0)
Ø price 250 days Ø volume 250 days (pcs.)	39.9479 CHF (0)
YTD High date	51.7016 CHF (2024/06/20)
YTD Low date	34.9375 CHF (2024/01/19)
52 Weeks High date	51.7016 CHF (2024/06/20)
52 Weeks Low date	29.0776 CHF (2023/10/20)

Recent Research

<input type="radio"/> on underlying <input type="radio"/> on sector <input type="radio"/> on market			
Date		Headline	Download
2024/09/11		Global Equity Ratings	
2024/09/11		Aktienempfehlungen Global	
2024/09/05		Global Equity Ratings	
2024/09/05		Aktienempfehlungen Global	
2024/08/12		Global Equity Ratings	