

ABB LTD. FUTURE (ABBG) - EUX/C10

2024/04/30 18:38:57

Price
45.3681 CHF

Difference  -0.91% (-0.42)

General attributes

Symbol	ABBG10
Exchange	Eurex
Currency	CHF
Security type	Future
Underlying	ABB LTD
Maturity	03-2025
Contract size	100

Market data

Bid (Bid size)	- CHF (-)
Ask (Ask size)	- CHF (-)
Open	45.3681 CHF
High	45.3681 CHF
Low	45.3681 CHF
Close (prev. day)	45.7863 CHF
Underlying	ABB LTD
Underlying price (date)	50.08 (24/06/11)
Settlement price (date)	50.60 (24/06/11)
Open Interest	0

Performance and Risk

	6m	1y	3y
Perf (%)	+49.89%	+41.60%	-
Perf (abs.)	+15.29	+13.50	-
Beta	-	-	-
Volatility	18.91	19.75	-

Futures and Options

Related Futures	-
Related Options	-

5y












Information about previous performance does not guarantee future performance.
Source: FactSet

Price data

Ø price 5 days Ø volume 5 days (pcs.)	45.6283 CHF (0)
Ø price 30 days Ø volume 30 days (pcs.)	43.5578 CHF (0)
Ø price 100 days Ø volume 100 days (pcs.)	39.7563 CHF (0)
Ø price 250 days Ø volume 250 days (pcs.)	35.8064 CHF (0)
YTD High date	45.9435 CHF (2024/05/06)
YTD Low date	34.9375 CHF (2024/01/19)
52 Weeks High date	45.9435 CHF (2024/05/06)
52 Weeks Low date	29.0776 CHF (2023/10/20)

Recent Research

on underlying	on sector	on market	
Date		Headline	Download
2024/05/29		Global Equity Ratings	
2024/05/29		Aktienempfehlungen Global	
2024/04/26		Global Equity Ratings	
2024/04/26		Aktienempfehlungen Global	
2024/04/03		Global Equity Ratings	