

ABBOTT LABORATORIES FUTURE (ABTF) - EUX/C10

2023/09/22 18:40:18

Price
101.1653 USD

Difference  **-1.24% (-1.27)**

General attributes

Symbol	ABTFC10
Exchange	Eurex
Currency	USD
Security type	Future
Underlying	ABBOTT LABORATORIES
Maturity	07-2024
Contract size	100

Market data

Bid (Bid size)	- USD (-)
Ask (Ask size)	- USD (-)
Open	101.1653 USD
High	101.1653 USD
Low	101.1653 USD
Close (prev. day)	102.4393 USD
Underlying	ABBOTT LABORATORIES
Underlying price (date)	98.15 (23/09/22)
Settlement price (date)	101.17 (23/09/22)
Open Interest	0

Performance and Risk

	6m	1y	3y
Perf (%)	+0.45%	-	-
Perf (abs.)	+0.45	-	-
Beta	-	-	-
Volatility	20.96	19.98	19.98

Futures and Options

Related Futures	-
Related Options	-












Information about previous performance does not guarantee future performance.
Source: FactSet

Price data

Ø price 5 days Ø volume 5 days (pcs.)	102.9709 USD (0)
Ø price 30 days Ø volume 30 days (pcs.)	106.1732 USD (0)
Ø price 100 days Ø volume 100 days (pcs.)	109.0397 USD (0)
Ø price 250 days Ø volume 250 days (pcs.)	- USD (0)
YTD High date	119.3262 USD (2023/07/24)
YTD Low date	99.2823 USD (2023/03/24)
52 Weeks High date	119.3262 USD (2023/07/24)
52 Weeks Low date	99.2823 USD (2023/03/24)

Recent Research

on underlying	on sector	on market	
Date		Headline	Download
2023/09/08		Global Equity Ratings	
2023/09/08		Aktienempfehlungen Global	
2023/08/22		Global Equity Ratings	
2023/08/22		Aktienempfehlungen Global	
2023/08/17		Global Equity Ratings	