

ABN AMRO GROUP N.V. FUTURE (ABNF) - EUX/C1

2024/07/26 18:34:47

Price
15.9439 EUR

Difference  0.15% (0.02)

General attributes

Symbol	ABNFC1
Exchange	Eurex
Currency	EUR
Security type	Future
Underlying	ABN AMRO BANK N.V. DR EACH REP SHS
Maturity	08-2024
Contract size	100

Market data

Bid (Bid size)	- EUR (-)
Ask (Ask size)	- EUR (-)
Open	15.9439 EUR
High	15.9439 EUR
Low	15.9439 EUR
Close (prev. day)	15.9207 EUR
Underlying	ABN AMRO BANK N.V. DR EACH REP SHS
Underlying price (date)	16.425 (24/07/26)
Settlement price (date)	15.94 (24/07/26)
Open Interest	0

Performance and Risk

	6m	1y	3y
Perf (%)	+14.44%	+6.87%	-
Perf (abs.)	+2.01	+1.02	-
Beta	-	-	-
Volatility	25.32	25.95	-

Futures and Options

Related Futures	-
Related Options	-












Information about previous performance does not guarantee future performance.
Source: FactSet

Price data

Ø price 5 days Ø volume 5 days (pcs.)	15.9925 EUR (0)
Ø price 30 days Ø volume 30 days (pcs.)	15.8343 EUR (1,367)
Ø price 100 days Ø volume 100 days (pcs.)	15.5949 EUR (536)
Ø price 250 days Ø volume 250 days (pcs.)	14.0179 EUR (2,123)
YTD High date	16.4618 EUR (2024/04/04)
YTD Low date	13.0577 EUR (2024/02/07)
52 Weeks High date	41.4596 EUR (2023/12/14)
52 Weeks Low date	11.9518 EUR (2023/11/08)

Recent Research

on sector	on market		
Date		Headline	Download
2024/07/24		Global Equity Ratings	
2024/07/24		Aktienempfehlungen Global	
2024/07/19		Equity Weekly	
2024/07/15		Aktienempfehlungen Global	
2024/07/12		Global Equity Ratings	