

ABB LTD. FUTURE (ABBG) - EUX/C1

2024/09/13 18:34:52

Price
47.0507 CHF

Difference  0.38% (0.18)

General attributes

Symbol	ABBG1
Exchange	Eurex
Currency	CHF
Security type	Future
Underlying	ABB LTD
Maturity	09-2024
Contract size	100

Market data

Bid (Bid size)	- CHF (-)
Ask (Ask size)	- CHF (-)
Open	47.0507 CHF
High	47.0507 CHF
Low	47.0507 CHF
Close (prev. day)	46.8722 CHF
Underlying	ABB LTD
Underlying price (date)	47.04 (24/09/13)
Settlement price (date)	47.05 (24/09/13)
Open Interest	19,050

Performance and Risk

	6m	1y	3y
Perf (%)	+12.87%	+42.28%	-
Perf (abs.)	+5.35	+13.93	-
Beta	-	-	-
Volatility	33.96	26.60	-

Futures and Options

Related Futures	-
Related Options	-

5y












Information about previous performance does not guarantee future performance.
Source: FactSet

Price data

Ø price 5 days Ø volume 5 days (pcs.)	46.0573 CHF (1,200)
Ø price 30 days Ø volume 30 days (pcs.)	46.7357 CHF (1,100)
Ø price 100 days Ø volume 100 days (pcs.)	47.8801 CHF (1,215)
Ø price 250 days Ø volume 250 days (pcs.)	39.9542 CHF (1,005)
YTD High date	51.8527 CHF (2024/07/12)
YTD Low date	35.2800 CHF (2024/01/19)
52 Weeks High date	51.8527 CHF (2024/07/12)
52 Weeks Low date	29.5400 CHF (2023/10/20)

Recent Research

on underlying	on sector	on market	
Date		Headline	Download
2024/09/11		Global Equity Ratings	
2024/09/11		Aktienempfehlungen Global	
2024/09/05		Global Equity Ratings	
2024/09/05		Aktienempfehlungen Global	
2024/08/12		Global Equity Ratings	