

ABB LTD. FUTURE (ABBG) - EUX/C1

2024/04/30 18:38:57

Price
44.9209 CHF

Difference  -0.93% (-0.42)

General attributes

Symbol	ABBG1
Exchange	Eurex
Currency	CHF
Security type	Future
Underlying	ABB LTD
Maturity	06-2024
Contract size	100

Market data

Bid (Bid size)	- CHF (-)
Ask (Ask size)	- CHF (-)
Open	44.9209 CHF
High	44.9209 CHF
Low	44.9209 CHF
Close (prev. day)	45.3432 CHF
Underlying	ABB LTD
Underlying price (date)	49.97 (24/06/11)
Settlement price (date)	50.38 (24/06/10)
Open Interest	78,000

Performance and Risk

	6m	1y	3y
Perf (%)	+49.95%	+39.73%	-
Perf (abs.)	+14.96	+12.77	-
Beta	-	-	-
Volatility	18.72	19.22	-

Futures and Options

Related Futures	-
Related Options	-

5y












Information about previous performance does not guarantee future performance.
Source: FactSet

Price data

Ø price 5 days Ø volume 5 days (pcs.)	44.8768 CHF (0)
Ø price 30 days Ø volume 30 days (pcs.)	42.7705 CHF (933)
Ø price 100 days Ø volume 100 days (pcs.)	39.5310 CHF (1,199)
Ø price 250 days Ø volume 250 days (pcs.)	35.8246 CHF (583)
YTD High date	45.3432 CHF (2024/04/29)
YTD Low date	35.2800 CHF (2024/01/19)
52 Weeks High date	45.3432 CHF (2024/04/29)
52 Weeks Low date	29.5400 CHF (2023/10/20)

Recent Research

on underlying	on sector	on market	
Date		Headline	Download
2024/05/29		Global Equity Ratings	
2024/05/29		Aktienempfehlungen Global	
2024/04/26		Global Equity Ratings	
2024/04/26		Aktienempfehlungen Global	
2024/04/03		Global Equity Ratings	