

ABB LTD. FUTURE (ABBG) - EUX/C1

2024/04/29 18:32:33

Price
45.3432 CHF

Difference  0.81% (0.36)

General attributes

Symbol	ABBG1
Exchange	Eurex
Currency	CHF
Security type	Future
Underlying	ABB LTD
Maturity	05-2024
Contract size	100

Market data

Bid (Bid size)	45.2394 CHF (10)
Ask (Ask size)	45.3276 CHF (10)
Open	45.3432 CHF
High	45.3432 CHF
Low	45.3432 CHF
Close (prev. day)	44.9783 CHF
Underlying	ABB LTD
Underlying price (date)	45.25 (24/04/30)
Settlement price (date)	45.34 (24/04/29)
Open Interest	20,000

Performance and Risk

	6m	1y	3y
Perf (%)	+51.19%	+41.05%	-
Perf (abs.)	+15.35	+13.20	-
Beta	-	-	-
Volatility	18.73	19.22	-

Futures and Options

Related Futures	-
Related Options	-

5y












Information about previous performance does not guarantee future performance.
Source: FactSet

Price data

Ø price 5 days Ø volume 5 days (pcs.)	44.7953 CHF (0)
Ø price 30 days Ø volume 30 days (pcs.)	42.6865 CHF (1,100)
Ø price 100 days Ø volume 100 days (pcs.)	39.4358 CHF (1,299)
Ø price 250 days Ø volume 250 days (pcs.)	35.7751 CHF (583)
YTD High date	45.3432 CHF (2024/04/29)
YTD Low date	35.2800 CHF (2024/01/19)
52 Weeks High date	45.3432 CHF (2024/04/29)
52 Weeks Low date	29.5400 CHF (2023/10/20)

Recent Research

on underlying	on sector	on market	
Date		Headline	Download
2024/04/26		Global Equity Ratings	
2024/04/26		Aktienempfehlungen Global	
2024/04/03		Global Equity Ratings	
2024/04/03		Aktienempfehlungen Global	
2024/03/13		Global Equity Ratings	